

Device coupler - FB-12SP ISO - 2316312

Please be informed that the data shown in this PDF Document is generated from our Online Catalog. Please find the complete data in the user's documentation. Our General Terms of Use for Downloads are valid (<http://phoenixcontact.com/download>)

Zone 1 installed device coupler for Foundation Fieldbus and PROFIBUS PA with terminal connections for 12 spurs connected to fieldbus end devices.




Your advantages

- Connect up to 12 Foundation Fieldbus or PROFIBUS PA field devices located in Zone 0/1
- Terminator preinstalled
- Provides current limiting short-circuit protection per spur
- Three isolation zones; Spurs 1-4, 5-8, and 9-12.
- Single-sided plug configuration eliminates cable bend radius issues



Key Commercial Data

Packing unit	1 pc
GTIN	 4 055626 276991
GTIN	4055626276991

Technical data

Note

Utilization restriction	EMC: class A product, see manufacturer's declaration in the download area
-------------------------	---------------------------------------------------------------------------

Dimensions

Width	279 mm
Height	142 mm
Depth	66 mm

Ambient conditions

Ambient temperature (operation)	-40 °C ... 80 °C
Ambient temperature (storage/transport)	-40 °C ... 85 °C
Permissible humidity (operation)	95 % (non-condensing)

Device coupler - FB-12SP ISO - 2316312

Technical data

Ambient conditions

Degree of protection	IP20
	IP20, IP30 over trunk connections

General

Mounting position	On horizontal and vertical DIN rail NS 35 in acc. with EN 60715
Net weight	1265 g
Degree of pollution	2
Overvoltage category	II
Conformance	EMC 2014/30/EU
	ATEX 2014/34/EU
Fieldbus Foundation	FF-846

Power supply

Supply voltage range	16 V DC ... 32 V DC (input on trunk line side)
Max. current consumption	50 mA (trunk, no load)
	550 mA (maximum trunk current)
Conductor cross section flexible max.	0.20 mm ²
Conductor cross section flexible min.	2.50 mm ²
Conductor cross section solid max.	0.20 mm ²
Conductor cross section solid min.	2.50 mm ²
Max. AWG conductor cross section, flexible	12
Min. AWG conductor cross section, flexible	24
Conductor cross section AWG max.	12
Conductor cross section AWG min.	24

Serial interface

Interface 1	Foundation Fieldbus and PROFIBUS PA Segment
No. of ports	12
Connection method	Pluggable COMBICON screw connection for each spur
Termination resistor	Integrated termination, activated with bridge located in correct terminals
Conductor cross section solid min.	0.2 mm ²
Conductor cross section solid max.	2.5 mm ²
Conductor cross section flexible min.	0.2 mm ²
Conductor cross section flexible max.	2.5 mm ²
Conductor cross section AWG min.	24
Conductor cross section AWG max.	12
Output nominal voltage	≤ 14 V (each spur)
Output current	35 mA (per spur)
Inductance L _i	0 μH
Max. output voltage U _o	16.7 V

Safety data

Input voltage U _i	32 V
------------------------------	------

Device coupler - FB-12SP ISO - 2316312

Technical data

Safety data

Max. output voltage U_o	16.7 V
Max. output current I_o	250 mA
Max. output power P_o	1.05 W
Group	IIC
Max. external capacity C_o	0.39 μ F
Group	IIB
Max. external capacity C_o	2.33 μ F
Group	IIC
Max. external inductivity L_o	0.56 mH
Group	IIB
Max. external inductivity L_o	2.27 mH
ATEX	DEMKO 16ATEX 1689X II 2(1) G Ex eb ib mb [ia Ga] IIC T4 Gb II (1D) [Ex ia Da] IIIC FISCO power supply (spur)
IECEX	IECEX UL 16.0114X Ex eb ib mb [ia Ga] IIC T4 Gb [Ex ia Da] IIIC FISCO power supply (spur)
Safety-related maximum voltage U_m	253 V

Standards and Regulations

Type of test	Corrosive resistance in acc. to ANSI-ISA 71.04-1985 - Severity level G3
Flammability rating according to UL 94	V0
Shock	15g for 11 ms
Vibration (operation)	2g, 10 Hz ... 150 Hz
Conformance	EMC 2014/30/EU
	ATEX 2014/34/EU
Fieldbus Foundation	FF-846
Group	IIC
	IIB
	IIC
	IIB
ATEX	DEMKO 16ATEX 1689X II 2(1) G Ex eb ib mb [ia Ga] IIC T4 Gb II (1D) [Ex ia Da] IIIC FISCO power supply (spur)
IECEX	IECEX UL 16.0114X Ex eb ib mb [ia Ga] IIC T4 Gb [Ex ia Da] IIIC FISCO power supply (spur)

Environmental Product Compliance

REACH SVHC	Lead 7439-92-1
China RoHS	Environmentally Friendly Use Period = 50

Device coupler - FB-12SP ISO - 2316312

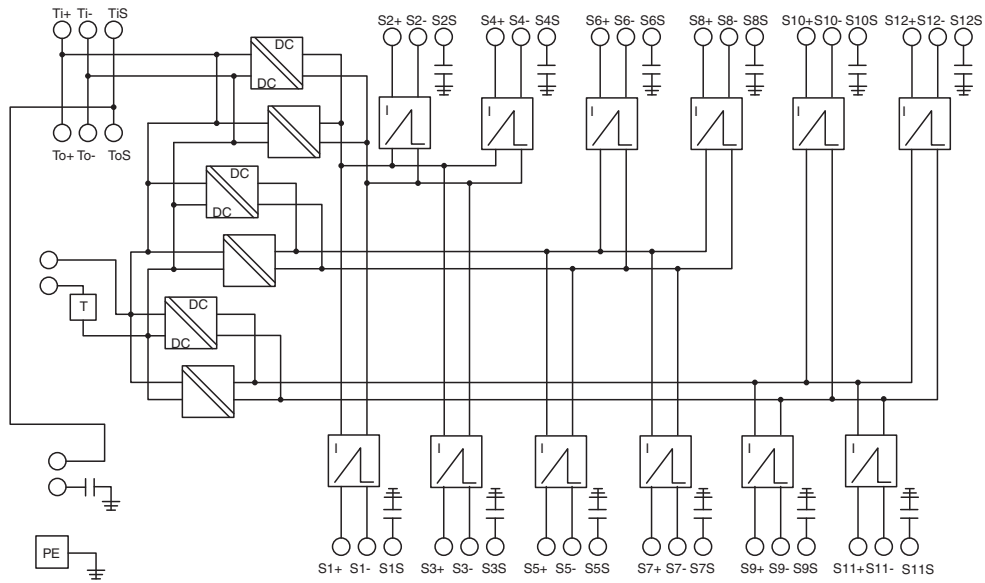
Technical data

Environmental Product Compliance


For details about hazardous substances go to tab "Downloads", Category "Manufacturer's declaration"

Drawings

Block diagram



Dimensional drawing



Phoenix Contact 2018 © - all rights reserved
<http://www.phoenixcontact.com>

PHOENIX CONTACT GmbH & Co. KG
Flachmarktstr. 8
32825 Blomberg
Germany
Tel. +49 5235 300
Fax +49 5235 3 41200
<http://www.phoenixcontact.com>